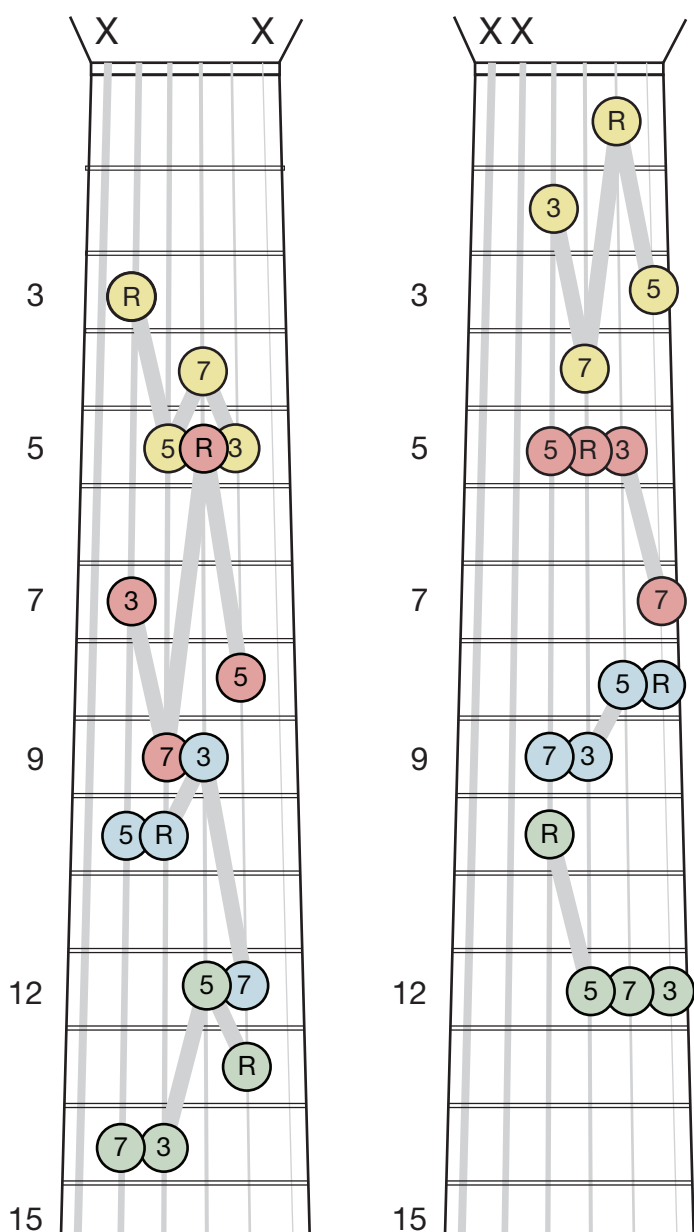


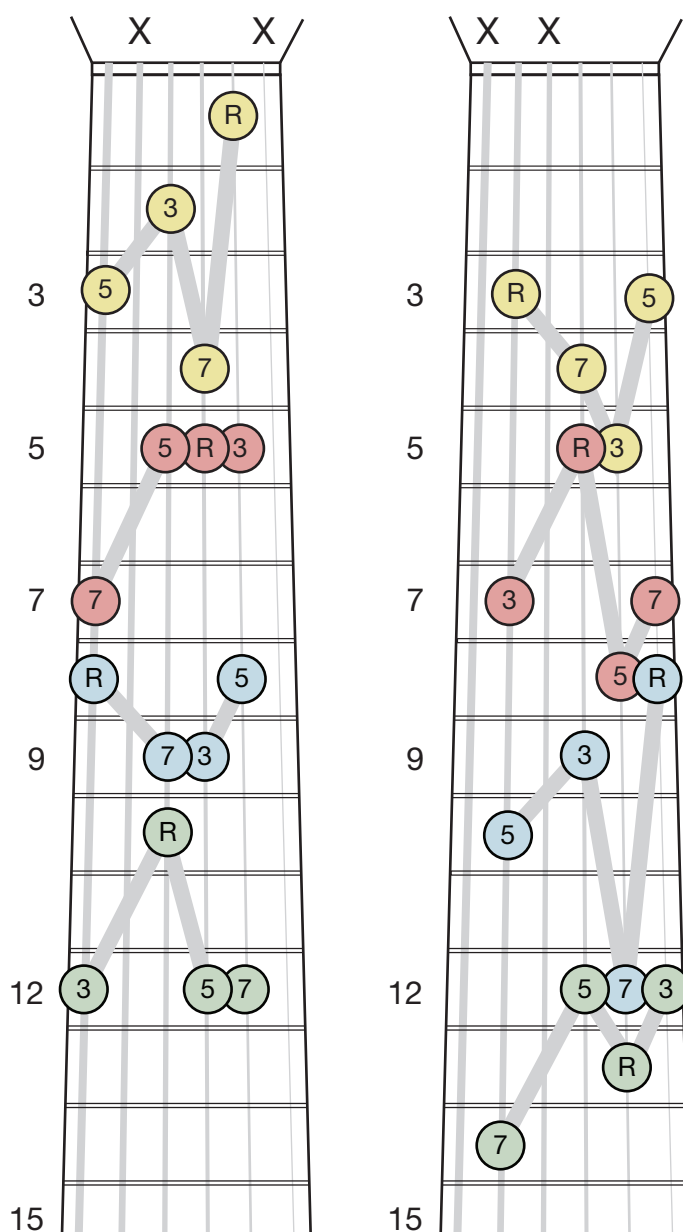
Voicings for CΔ7

- Learn to play these voicings up and down the neck through the inversions.
- Use a D-7 a whole step above each CΔ7 voicing as a passing chord to connect the next inversion.
- Transpose to all other keys.
- Use these voicings as a starting point for deriving other drop 2 and drop 3 voicings:
 - Lower the 7th of a CΔ7 to get C7.
 - Lower the 3rd and 7th of a CΔ7 to get a C-7.
 - Lower the 3rd, 5th, and 7th of a CΔ7 to get a Cø7.
 - Lower the 3rd, 5th and lower the 7th twice of a CΔ7 to get a Co7.

Drop 2



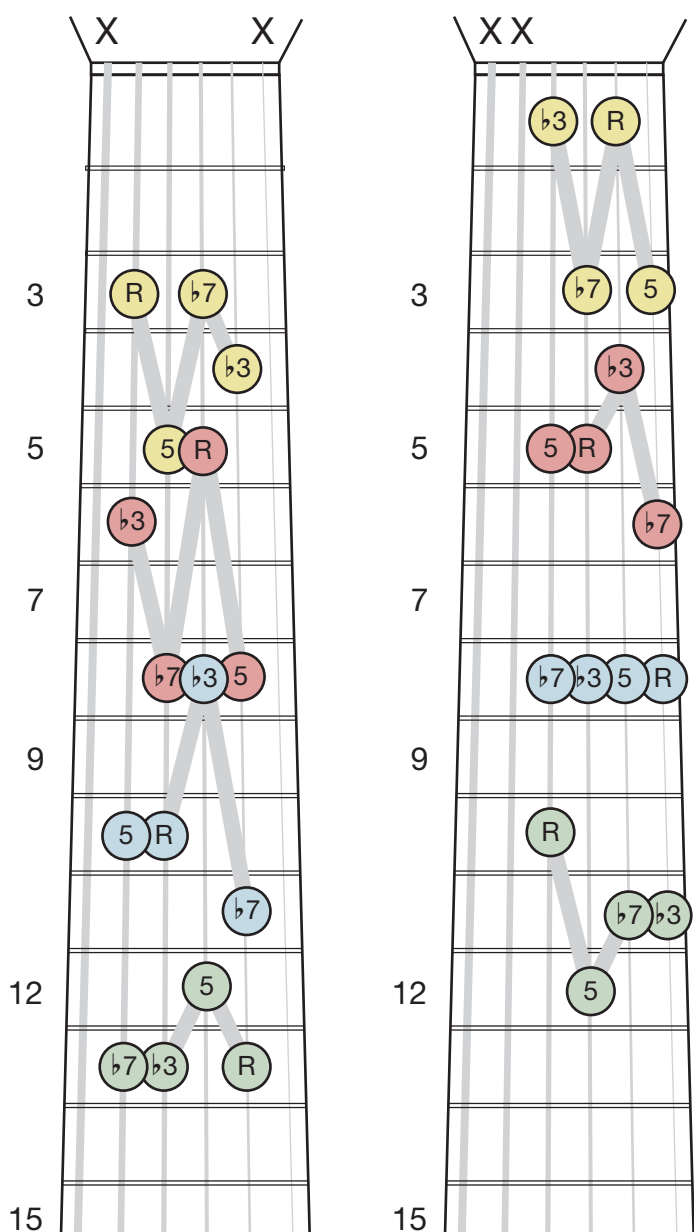
Drop 3



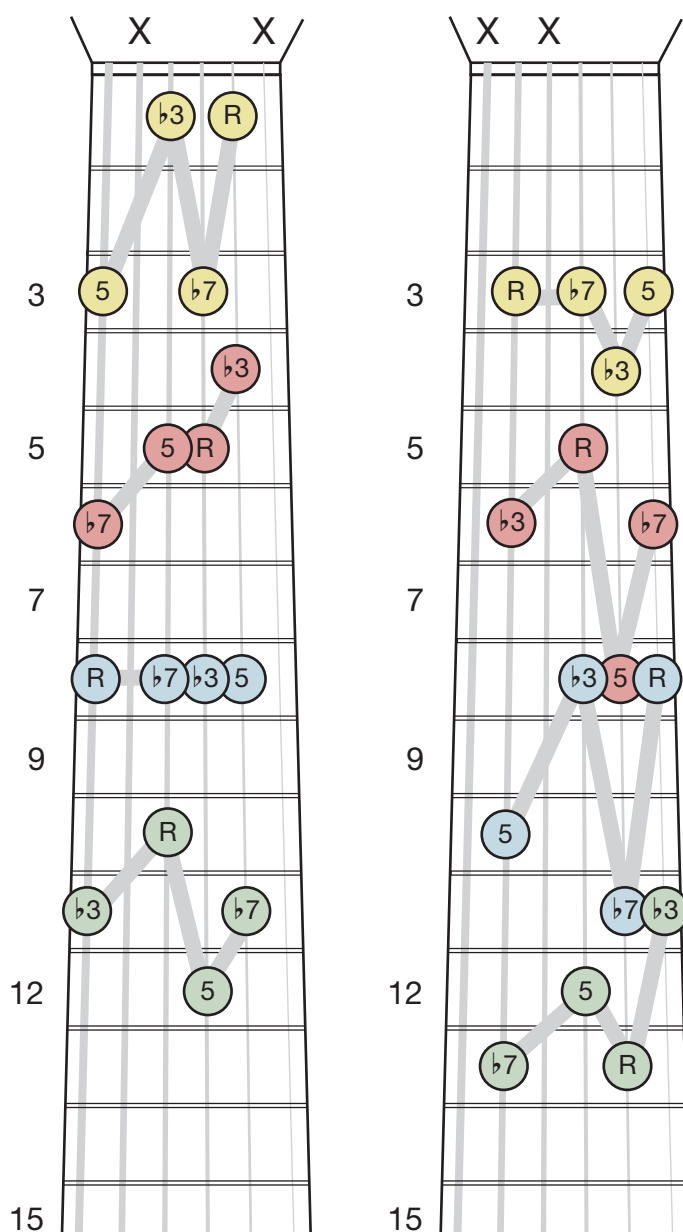
Voicings for C-7

- Learn to play these voicings up and down the neck through the inversions.
- Use a D-7 a whole step above each C-7 voicing as a passing chord to connect the next inversion.
- Transpose to all other keys.
- Use these voicings as a starting point for deriving other drop 2 and drop 3 voicings:
 - Raise the 3rd of a C-7 to get C7.
 - Raise the 3rd and 7th of a C-7 to get a CΔ7.
 - Lower the 5th of a C-7 to get a Cø7.
 - Lower the 5th and the 7th of a C-7 to get a Co7.

Drop 2



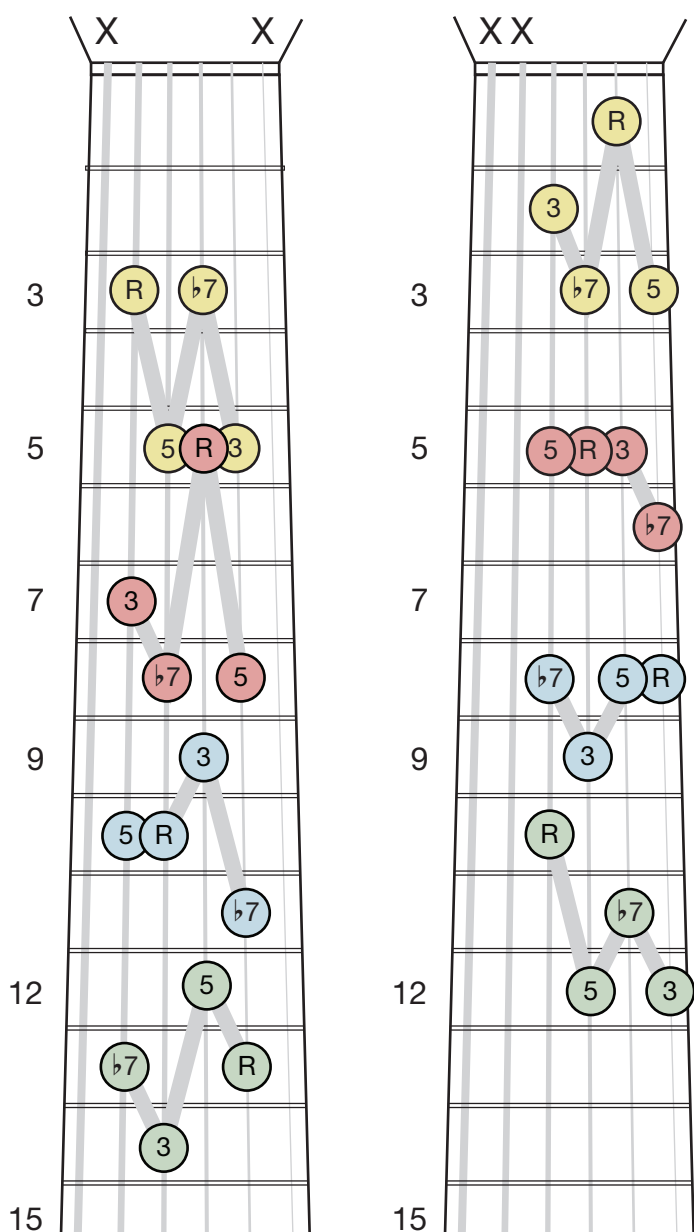
Drop 3



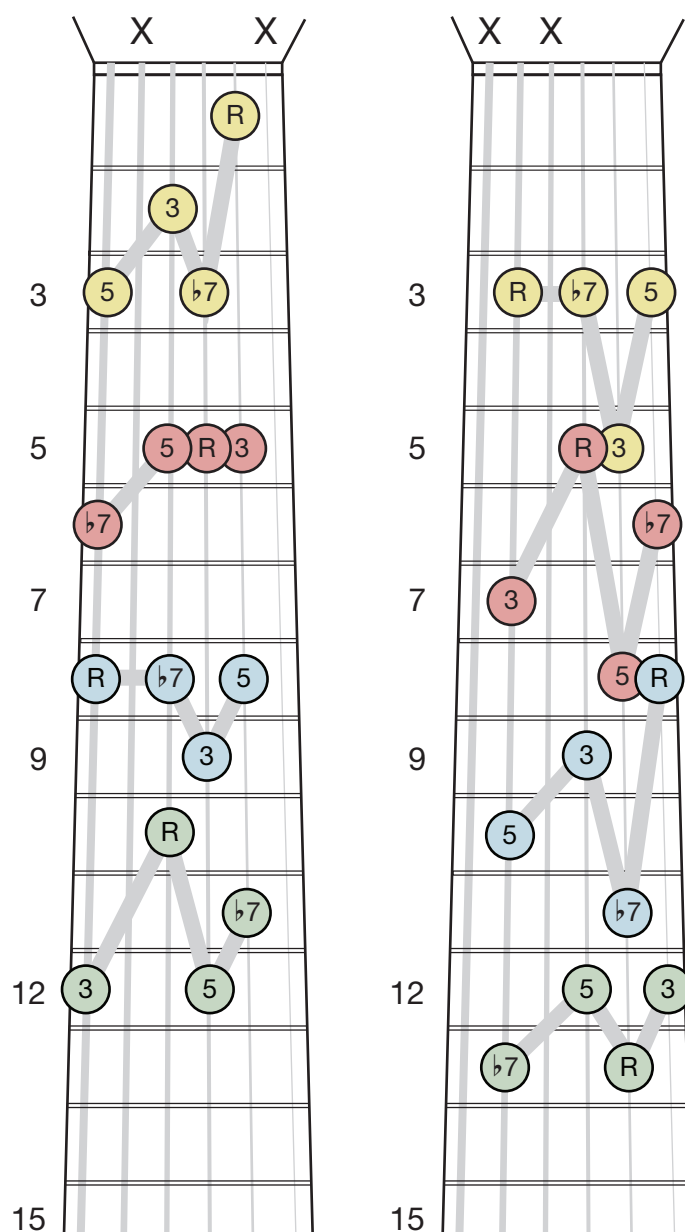
Voicings for C7

- Learn to play these voicings up and down the neck through the inversions.
- Use a B \flat Δ 7 a whole step below each C7 voicing as a passing chord to connect the next inversion.
- Transpose to all other keys.
- Use these voicings as a starting point for deriving other drop 2 and drop 3 voicings:
 - Raise the 7th of a C7 to get C Δ 7.
 - Lower the 3rd of a C7 to get a C-7.
 - Lower the 3rd, and 5th a C7 to get a C \flat 7.
 - Lower the 3rd, 5th and 7th of a C7 to get a Co7.

Drop 2



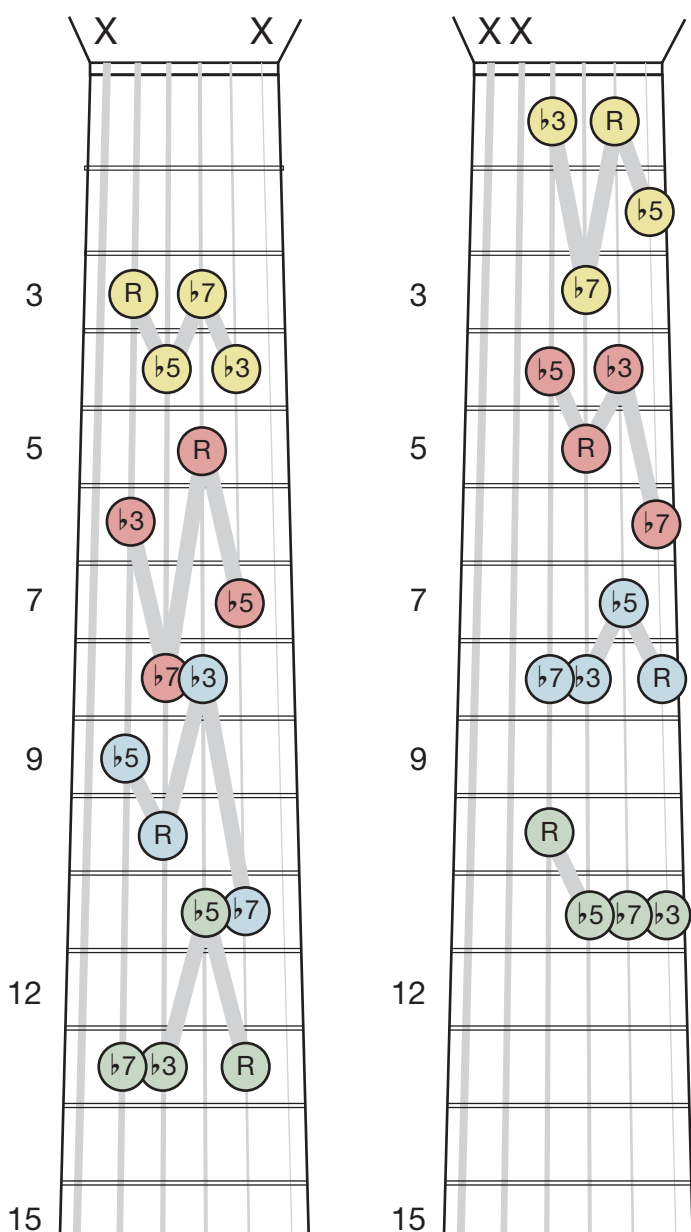
Drop 3



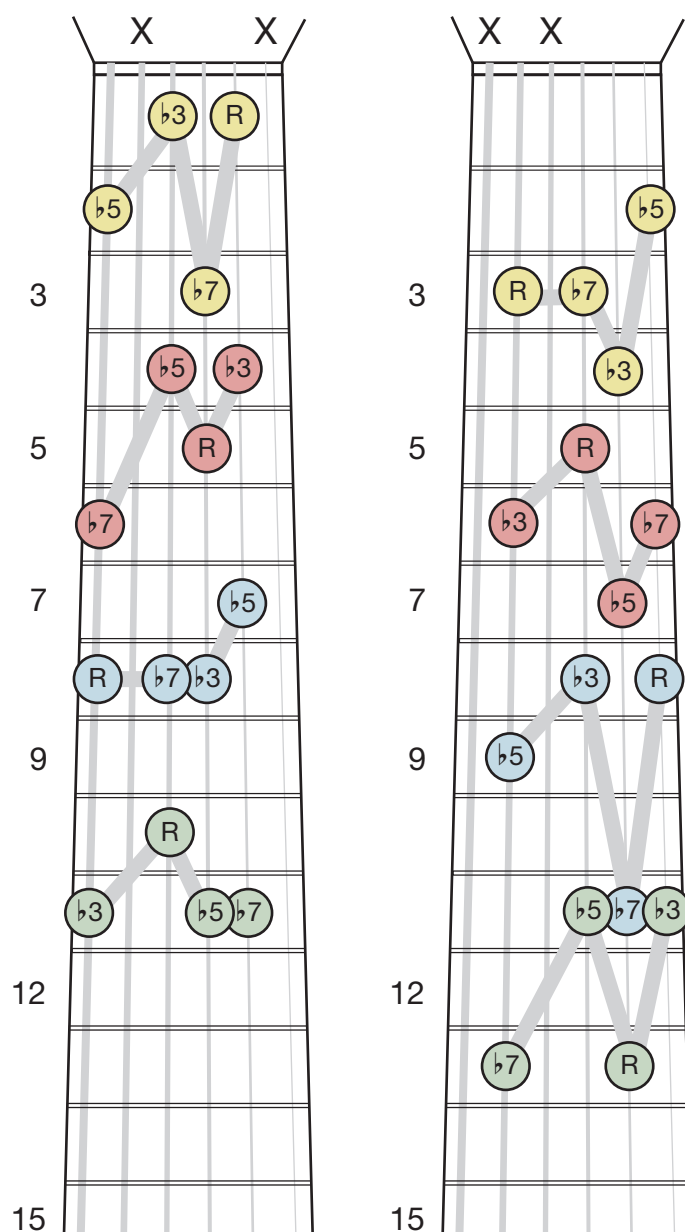
Voicings for Cø7

- Learn to play these voicings up and down the neck through the inversions.
- Use a Dø7 a whole step above each Cø7 voicing as a passing chord to connect the next inversion.
- Transpose to all other keys.
- Use these voicings as a starting point for deriving other drop 2 and drop 3 voicings:
 - Raise the 5th of a Cø7 to get C-7.
 - Raise the 3rd and 5th of a Cø7 to get a C7.
 - Raise the 3rd, 5th and 7th of a Cø7 to get a CΔ7.
 - Lower the 7th of a Cø7 to get a Co7.

Drop 2



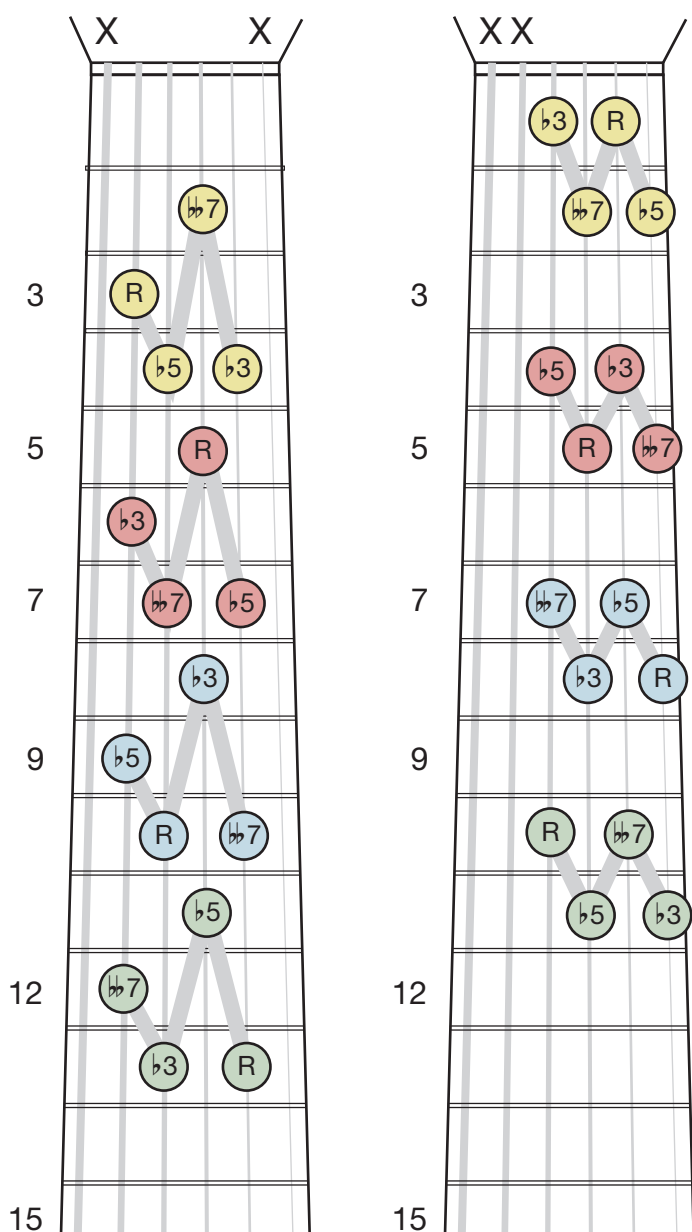
Drop 3



Voicings for Co7

- Learn to play these voicings up and down the neck through the inversions.
- Use a Do7 a whole step above each Co7 voicing as a passing chord to connect the next inversion.
- Transpose to all other keys.
- Use these voicings as a starting point for deriving other drop 2 and drop 3 voicings:
 - Raise the 7th of a Co7 to get Cø7.
 - Raise the 5th and 7th of a Co7 to get a C-7.
 - Raise the 3rd, 5th and 7th of a Co7 to get a C7.
 - Raise the 3rd, 5th and raise 7th twice of a Co7 to get a CΔ7.

Drop 2



Drop 3

